

# apaiser



## COLLABORATIONS - WOHAbeing

### Sampan shower bath

*900mm*

Versatile, striking and supremely functional, the Sampan Shower Bath echoes the architectural lines of this strong collection, in a spatially efficient, truly unique bathe & shower solution. Featuring the signature infinity overflow and non-slip interior, this design ticks all the boxes.

### COLOUR PALETTE



Glacier

Diamond  
White

Starry  
Night

Luxe  
Grey

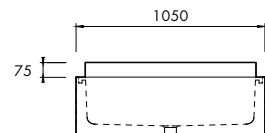
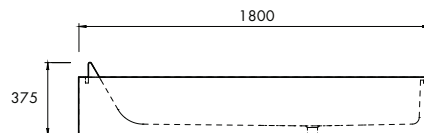
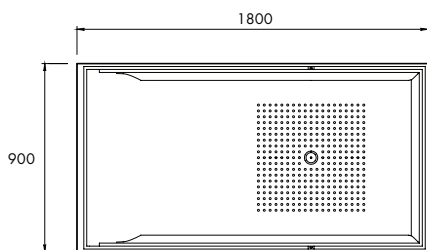
### *apaiser* MARBLE

apaiserMARBLE® is a luxurious, performative, non-porous marble material, derived from reclaimed marble, enriched with the purity of Australian minerals. Offering enhanced performance, achieved through the integration of the most advanced materials, apaiserMARBLE is shaped and perfected by our master craftsmen.

We at apaiser are committed to manufacturing bathware, which is respectful of the environment. In all phases of our process, we strive to produce a product with consistently low environmental impact.

### *apaiser* CARE

A dedicated support platform comprising apaiser's in-house design and engineering professionals, provides superior service quality and peace of mind to all our project customers and retail installations. apaiserCARE® oversees design to delivery, installation and training.



### DIMENSIONS

1800mm x 900mm x 375mm

Capacity: 260 litres (570gal)

Approx weight: 165kg (363lb)

Built in overflow as standard.



Product code 7076

Colours are indicative and for reference purposes only. Due to the hand finished nature of our products, dimensional tolerances are applicable. All products to include apaiser waste.

apaiser.com